

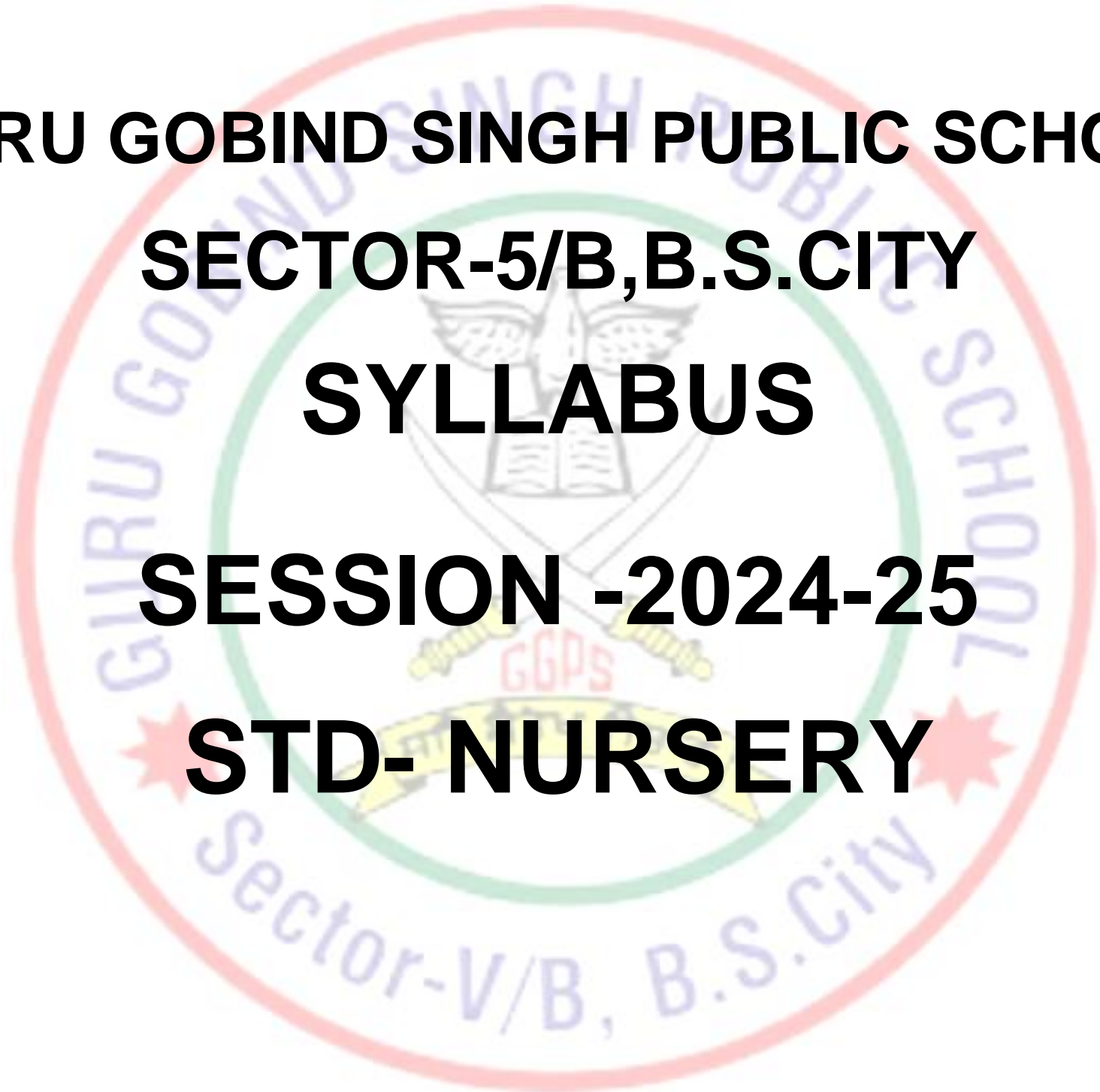
GURU GOBIND SINGH PUBLIC SCHOOL

SECTOR-5/B, B.S. CITY

SYLLABUS



SESSION -2024-25



STD- NURSERY








GURU GOBIND SINGH PUBLIC SCHOOL
SECTOR V/B, B. S. CITY
SYLLABUS 2024 - 25
CLASS - NURSERY
SUBJECT - ENGLISH

PRESCRIBED BOOKS-1.) NEW HORIZONS - PUBLICATION - MACMILLAN PUBLISHER
2.) LEARNING CURSIVE STROKES - PUBLICATION -SUNBEAM PUBLISHER
3.) SING AND SWING - PUBLICATION - SUNBEAM PUBLISHER

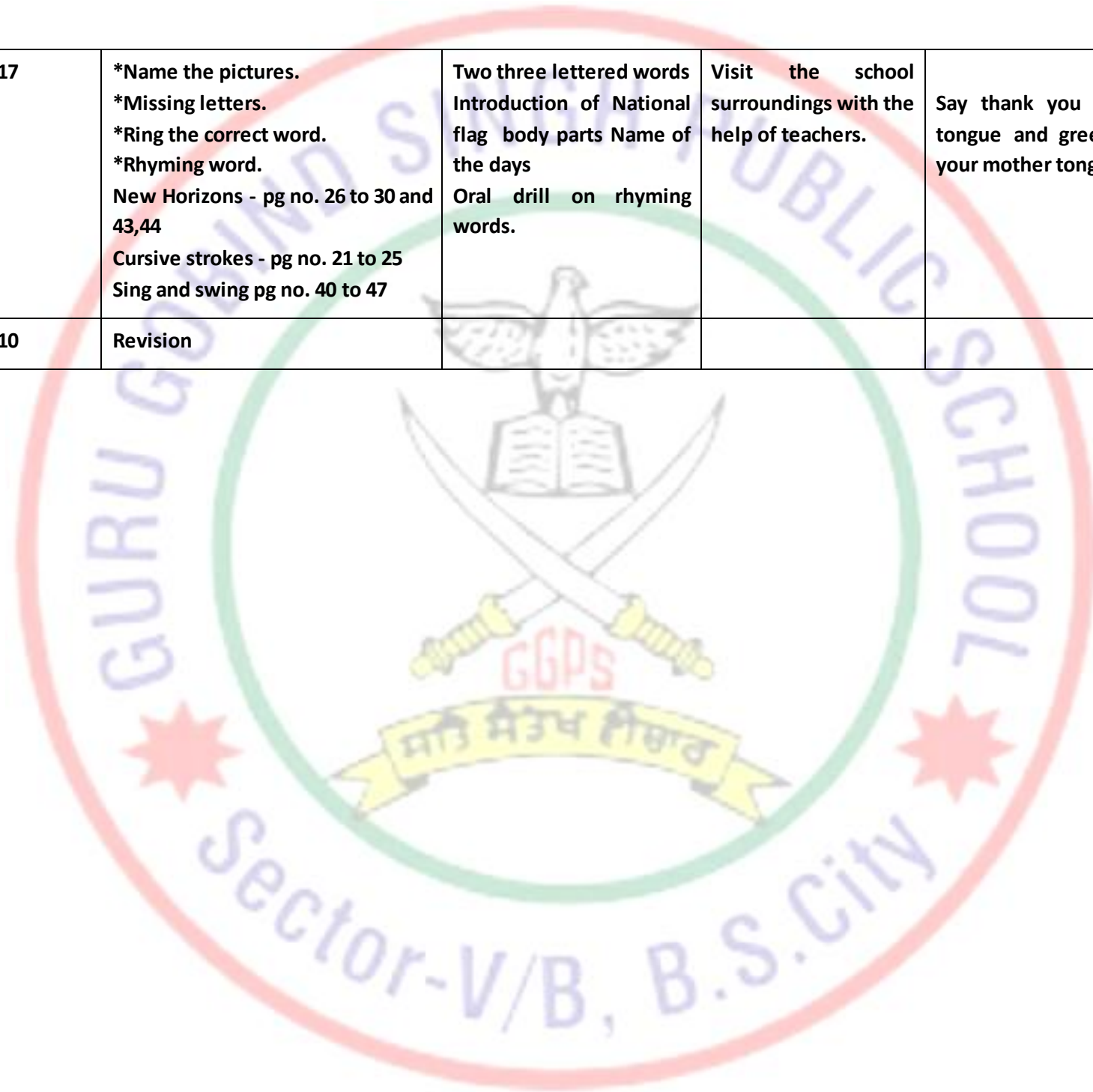
MONTH	NO. OF WORKING DAYS	TOPIC TO BE COVERED	ORAL	ACTIVITY/PROJECTS	ART INTEGRATION
April	18	<p>Pattern writing-standing line sleeping/ curved lines waves.</p> <p>*Alphabet-capital letters from A to P</p> <p>*Write first letter.</p> <p>*Matching</p> <p>New Horizons - pg no. 1,2</p> <p>Cursive strokes -pg no. 1</p> <p>Sing and swing - pg no. 4 to 5</p>	<p>Alphabet A to P By showing objects.</p> <p>Introducing oneself with greeting words and forms of greetings. To familiarize with various things that protect us from summer season</p>	<p>Paste the pictures of different things that protect us during summer season.</p>	<p>Tracing the alphabet with fingers across salt/flour and read aloud.</p>  <p>*Read aloud action words like jumping, laughing, reading and show them with action.</p>
May	8	<p>Alphabet Q to V</p> <p>*Write first letter.</p> <p>*Missing letters.</p> <p>New Horizons - Pg no. 3</p> <p>Sing and swing pg no. 9,24,and 52 to 55</p>	<p>Capital letters from Q to V</p> <p>My school</p>	<p>Students teacher activities will be performed in the class room to make students aware with simple action words.</p>	 <p>*Say few lines about your school.</p>

<p>June</p>	<p>9</p>	<p>*Capital letters from W X Y Z *Small letters from a b c d e f *Write first letter [capital letters] New Horizons pg no. 4,5 Learning cursive -pg no. 2,3 Sing and swing -pg no. 10 to 113</p>	<p>Capital letters from W to Z [By showing objects] Small cursive letters from a to f Colours</p>	<p>Identification of colours by showing real objects in the surroundings.</p>	<p>*Make a tree with the help of hand prints.  Say few lines about your best friend.</p>
<p>July</p>	<p>22</p>	<p>*Small cursive letters from g to p *Capital letters from A to Z *Write first letter [capital letters] *Write in small letters. *Missing letters. New Horizons pg no. 6 Learning cursive - pg no, 4,5 Sing and swing - pg no. 14 to 19</p>	<p>Small cursive letter from g to p Fruits, Vegetables Action words</p>	<p>Paste the pictures of pet/wild /water animals in the A4 size chart paper.</p>	<p>Introduce yourself. Sit in a circle name the things that you see in your school .  Make a card for your friend /family members on their birthday with the help of recycled paper.</p>

August	19	<p>*Small letters from q to z</p> <p>*Write first letter [capital letters]</p> <p>*Write in small letter.</p> <p>*Missing letters. [Small letters]</p> <p>New Horizons -pg no. 7</p> <p>Cursive strokes - pg no. 6,7,8</p> <p>Sing and swing - pg no. 20 to 30 48,49</p>	<p>Small cursive letters from a to z</p> <p>Animals ,Birds</p> <p>Action words</p>	<p>Demonstration of different things we use during rainy season.</p>	<p>Recite your favourite English rhymes with action.</p> <p>Make a Thank you card for your teacher /mother /father with the help of recycled paper.</p> 
September	8	Revision			
October	15	<p>*Small letters from a to z</p> <p>*Write in small letter.</p> <p>*Cursive capital letters from A to J</p> <p>New Horizons - pg no. 8 to 13</p> <p>Cursive strokes - pg no. 9 to 12</p> <p>Sing and swing- pg no. 27 to 30,48,49</p>	<p>Identification of capital cursive letters from A to J</p> <p>Festivals</p>	<p>Demonstration of things that protect us from winter season with the help of charts.</p>	<p>Dress up like Jharkhand and speak few lines on it</p> 

November	12	<p>*Write in small letter.</p> <p>*Two and three lettered words.</p> <p>*Cursive capital letters k to t</p> <p>New Horizons- pg no. 14 to 19</p> <p>Cursive strokes - pg no. Pg no. 13 to 16</p> <p>Sing and swing - pg no. 31 to 34</p>	<p>Identification of capital cursive letters from K to t</p> <p>Introduction of Rainbow, traffic light.</p> 	<p>Visual pictures will be shown to the students with the help of digital board.</p>	<p>Conduct a cook without fire activity like salad sandwich and Jhalmuri. Read aloud the name of the ingredients.</p> <p>Underline the things we wear circle the things we eat</p> 
December	19	<p>*Name the pictures.</p> <p>*Matching.</p> <p>*Rhyming words.</p> <p>*Matching.</p> <p>Cursive capital letters u to Z</p> <p>New Horizons- pg no. 20 to 25</p> <p>Cursive strokes - pg no. 17 to 20</p> <p>Sing and swing - pg no. 35 to 39</p>	<p>Identification of cursive capital letters from A to Z</p> <p>Introduction of X-Mas tree our helpers and name of the months.</p> <p>Oral drill on rhyming words.</p>	<p>Demonstration of our helpers, X- Mas tree by showing objects.</p>	<p>Identification of pet and wild animals.</p> <p>Draw and colour the X-mas tree and speak few lines on it.</p> 


January	17	<p>*Name the pictures.</p> <p>*Missing letters.</p> <p>*Ring the correct word.</p> <p>*Rhyming word.</p> <p>New Horizons - pg no. 26 to 30 and 43,44</p> <p>Cursive strokes - pg no. 21 to 25</p> <p>Sing and swing pg no. 40 to 47</p>	<p>Two three lettered words</p> <p>Introduction of National flag body parts Name of the days</p> <p>Oral drill on rhyming words.</p>	<p>Visit the school surroundings with the help of teachers.</p>	<p>Say thank you in your mother tongue and greet the elders in your mother tongue.</p>
February	10	Revision			





विषय-हिंदी



निर्धारित पुस्तकों की तालिका :- 1) शब्द ज्ञान (सनबीम पब्लिशर प्राइवेट लिमिटेड)

2) मधु सरिता नन्हें-मुन्हें गीत 2 (सनबीम पब्लिशर प्राइवेट लिमिटेड)

MONTHS	NO. OF WORKING DAYS	CHAPTERS TOPICS TO BE COVERED	ORAL	ACTIVITY /PROJECT	ART INTEGRATION
अप्रैल + मई	18 + 8	अ से अः तक,क से ण तक,चित्र मिलाओ,चित्रों का पहला अक्षर,बाद वाला अक्षर । शब्द ज्ञान -पृष्ठ संख्या -3 से11 तक । मधु सरिता नन्हें-मुन्हें गीत 2- पृष्ठ संख्या -1, 2	अपना परिचय,अ से अःतक के स्वर अक्षरों का मौखिक अभ्यास,फलों के नाम ।	कक्षा में छात्रों से उनका परिचय लिया जायेगा । स्वर अक्षरों का मौखिक अभ्यास । वास्तविक फलों की सहायता से छात्रों को "फलों के फायदे " की जानकारी दी जाएगी ।	रेत,नमक तथा मैदे में अपनी उंगली की सहायता से स्वर अक्षर (अ से अः) तक पढ़ते हुए लिखें । दो मन पसंद फलों का चित्र बनाकर रंगभरें । 

<p>जून</p>	<p>09</p>	<p>त से म तक, खाली स्थान भरो, बाद वाला अक्षर, चित्र मिलाओ तथा सही अक्षर को गोला करो । शब्द ज्ञान-पृष्ठ संख्या -12 और 13। मधु सरिता नन्हें-मुन्हें गीत 2 -पृष्ठ संख्या -3, 4</p>	<p>रंगों की पहचान।</p> 	<p>वास्तविक वस्तुओं की सहायता से विभिन्न रंगों से अवगत करवाया जायेगा ।</p>	<p>रंगों को पहचान कर ऊँची आवाज में बार-बार बोलें । *अपनी मनपसंद कविताओं को भाव-भंगिमा के साथ सुनाओ । *कक्षा में अपना परिचय दें । * आप अपनी ग्रीष्मकालीन अवकाश में घूमे हुए जगहों तथा वस्तुओं के चित्रों की एक सुंदर डायरी बनाएँ।</p> 
------------	-----------	--	--	--	---



<p>जुलाई</p>	<p>22</p>	<p>य से ज तक, अक्षरों को सही क्रम में लिखो, बाद वाला अक्षर, चित्रों का पहला अक्षर तथा सही अक्षर को गोला करो । शब्द ज्ञान- पृष्ठ संख्या - 14 से 20 तक । मधु सरिता नन्हें-मुन्हें गीत 2-पृष्ठ संख्या -5,6,14</p>	<p>पशुओं के नाम तथा क से ज तक के अक्षरों का मौखिक अभ्यास ।</p> 	<p>चित्र तालिका तथा रबड़ से बने पशुओं की सहायता से जंगली तथा पालतू पशुओं के बारे में समझाया जायेगा । क से ज तक के अक्षरों का मौखिक अभ्यास करवाया जायेगा ।</p>	<p>अपनी कक्षा में देखे हुए वस्तुओं को गोलाकार में बैठ कर उनके नाम बताएँ । * आप अपने मन पसंद कार्टून कलाकार के बारे में तीन पंक्तियाँ सुनाएँ । * अपनी पाठशाला के बारे में तीन पंक्तियाँ बताएँ ।</p> 
--------------	-----------	--	---	---	--

GURU

GGPS

माति मैतप हिंसाव

Sector-V/B, B.S.City

70

अगस्त	19	<p>क से ज तक, अक्षरों को सही क्रम में लिखो, बाद वाला अक्षर, चित्रों का पहला अक्षर तथा सही अक्षर को गोला करो ।</p> <p>शब्द ज्ञान- पृष्ठ संख्या -21 और 22। मधु सरिता नन्हें-मुन्हें गीत 2- पृष्ठ संख्या -6, 14</p>	<p>सब्जियों तथा पक्षियों का मौखिक अभ्यास ।</p>	<p>चित्र तालिका तथा वास्तविक सब्जियों की सहायता से उनके फायदे की जानकारी दी जाएगी ।</p> <p>चित्रों तथा रबड़ से बने पक्षियों की सहायता से पक्षियों की विस्तृत जानकारी दी जाएगी ।</p>	<p>रेत ,नमक तथा मैदे में अपनी उंगली की सहायता से क से ज तक पढ़ते हुए लिखें ।</p> <p>अपनी हथेली पर रंगों की सहायता से तिरंगे झंडे का चित्र बनाकर उन पर कुछ पंक्तियाँ बोलें ।</p> <p>अलग-अलग सब्जियों को दिखाते हुए ऊँची आवाज में बार-बार उनके नाम बोलें ।</p>
सितम्बर	08	<p>पढाए गए पाठों की पुनरावृत्ति ।</p>			



अक्टूबर	15	<p>दो अक्षर वाले शब्द, अक्षरों को जोड़कर शब्द बनाओ, चित्रों के नाम, सही शब्द को गोला, समान स्वर वाले शब्द, खाली स्थान भरना, शब्द बनाओ, श्रुतिलेख ।</p> <p>शब्द ज्ञान- पृष्ठ संख्या 23 से 27 तक ।</p> <p>मधु सरिता नन्हें-मुन्हें गीत 2 - पृष्ठ संख्या-7,8,9</p>	<p>फूलों के नाम, विभिन्न प्रकार के त्योहारों की जानकारी</p>	<p>छात्रों को वास्तविक फूलों की सहायता से विभिन्न प्रकार के फूलों से अवगत करवाया जाएगा ।</p>	<p>फलों को पहचान कर ऊँची आवाज में बार-बार बोलें ।</p> <p>रंग-बिरंगे गुलाल में अपनी उंगली की सहायता से दो अक्षरवाले शब्दों को बार-बार पढ़ें और लिखें ।</p> 
नवम्बर	12	<p>दो अक्षर वाले शब्द, वाक्य बनाना, चित्रों के नाम, सही शब्द को गोला, समान स्वर वाले शब्द, खाली स्थान भरना, शब्द बनाओ, चित्र मिलाना, शब्दों को सही करना, श्रुतिलेख ।</p> <p>शब्द ज्ञान- पृष्ठ संख्या-28 और 29 ।</p> <p>मधु सरिता नन्हें-मुन्हें गीत 2 - पृष्ठ संख्या -10, 11, 12</p>	<p>सप्ताह के दिनों के नाम तथा उड़ने वाले वस्तुओं का परिचय ।</p>	<p>चित्र तालिका की सहायता से उड़ने वाले वस्तुओं की जानकारी दी जाएगी ।</p> <p>सप्ताह के दिनों का मौखिक अभ्यास ।</p>	<p>उड़ने वाले वस्तुओं को पहचानकर ऊँची आवाज में बार बार बोले ।</p> <p>सप्ताह के दिनों के नाम को बार-बार ऊँची आवाज में बोले ।</p>  

दिसम्बर	19	<p>तीन अक्षर वाले शब्द,चित्रों के नाम,शब्द बनाओ ,समान स्वर वाले शब्द,सही शब्द को गोला,चित्रों में सही रंग भरना,वाक्य बनाओ , श्रुतिलेख ।</p> <p>शब्द ज्ञान - पृष्ठ संख्या -30 से 33 तक।</p> <p>मधु सरिता नन्हें-मुन्हें गीत 2 -पृष्ठ संख्या-17,18</p>	<p>चित्र वर्णन, महीनों के नाम तथा समान स्वर वाले शब्दों का मौखिक अभ्यास ।</p>	<p>छात्रों को पार्क में खेल के दौरान वहाँ वो क्या-क्या देख रहे हैं समझाया तथा पूछा जाएगा ।</p> <p>महीनों के नाम तथा समान स्वर वाले शब्दों का मौखिक अभ्यास ।</p>	<p>अपनी मन पसंद कविताओं को भाव-भंगिमा के साथ सुनाओ ।</p> <p>दिए गए चित्रों को पहचान कर ऊँची आवाज में बार-बार बोलो ।</p>
जनवरी	17	<p>तीन अक्षर वाले शब्द,शब्दों को सही करना,चित्रों के नाम,समान स्वर वाले शब्द,सही शब्द को गोला,सही रंग भरना,शब्द बनाओ , वाक्य बनाओ ,खाली स्थान भरना,श्रुतिलेख ।</p> <p>शब्द ज्ञान-पृष्ठ संख्या -34 से 36 तक।</p> <p>मधु सरिता नन्हें-मुन्हें 2 गीत-पृष्ठ संख्या-19से 23 तक ।</p>	<p>अच्छी आदतें तथा समान स्वर वाले शब्दों का मौखिक अभ्यास ।</p>	<p>छात्रों को अच्छी आदतों से संबंधित बातें बताई जाएगी ।</p>	<p>अपनी मातृभाषा में एक छोटी और रोचक कहानी सुनाओ ।</p> <p>अपने/माता/पिता/शिक्षक/शिक्षिका के बारे में पाँच पंक्तियाँ बोलें।</p>
फ़रवरी	10	<p>पढ़ाए गए पाठों की पुनरावृत्ति ।</p>			



सूरज निकला मिटा अंधेरा,
देखो बच्चों हुआ सवेरा ।
आया मीठी हवा का फेरा,
चिड़ियों ने फिर छोड़ा बसेरा ।
जागो बच्चों अब मत सोओ,
इतना सुन्दर समय न खोओ ।



SUBJECT – MATHEMATICS

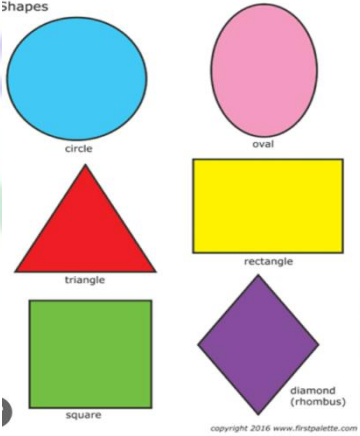
PRESCRIBED BOOKS :- 1) START-UP MATHS


PUBLICATION - Kids world (Tarun Publication)


2) MY FIRST ACTIVITY BOOK



PUBLICATION - Macmillan Education

MONTHS	NO. OF WORKING DAYS	CHAPTERS TOPICS TO BE COVERED	ORAL	ACTIVITY /PROJECT	ART INTEGRATION
April	18	<p>Patterns, Counting numbers from 1 to 10</p> <p>*Missing Numbers</p> <p>*What comes after?</p> <p>*Count and write.</p> <p>Start-Up Maths – pg. no. 3 to 9 and 27,29,31,33,35,47</p> <p>My First Activity Book – pg.no. 5 to 20, 21 to 16</p>	<p>Counting numbers from 1 to 10</p> <p>Concept of big and small objects</p>	<p>Demonstration by showing real big and small objects in the classroom and outside the classroom</p>	<p>Tracing the numbers from 1 to 10 across in the salt/sand/flour and read aloud</p> 
May	08	<p>Counting numbers from 11 to 15</p> <p>*What comes after ?</p> <p>*Count and write.</p> <p>Start-Up Maths – pg. no. 10 to 15 and 39,41,43,45,49</p> <p>My First Activity Book – pg.no. 17 to 36</p>	<p>Counting numbers from 1 to 15</p> <p>Oral drill on big and small objects.</p>		<p>Draw and colour an umbrella and write the numbers from 11 to 15 on it.</p> 

<p>June</p>	<p>09</p>	<p>Counting numbers from 16 to 26</p> <p>*Missing numbers</p> <p>*What comes after?</p> <p>*Count and match</p> <p>Start-Up Maths – pg. no. 50 to 54</p> <p>My First Activity Book – pg.no. 37 to 42</p>	<p>Counting numbers from 16 to 26</p>		<p>Make different types of shapes with the help of clay and speak first letter of them</p> 
<p>July</p>	<p>22</p>	<p>Counting numbers from 27 to 37</p> <p>*What comes after?</p> <p>*Draw the objects</p> <p>*Count and match</p> <p>Identification of the shapes</p> <p>Start-Up Maths – pg. no. 55,65,and 72 to 76</p> <p>My First Activity Book – page no. 43,45 to 60</p>	<p>Counting numbers from 27 to 37</p>	<p>Identification of shapes by showing different real objects in the class</p>	<p>Count and write the number of girls and boys of your class. Draw and colour a birthday cap and write counting numbers from 1 to 30 on it.</p>

Aug	19	<p>Counting numbers from 38 to 50</p> <p>What comes after?</p> <p>What comes in between?</p> <p>Draw the objects</p> <p>Start-Up Maths – pg. no. 37,38,40,42,44,57,58</p> <p>My First Activity Book – page no. 61 to 76</p>	<p>Counting numbers from 38 to 50</p>	<p>Demonstration by showing different heavy and light objects</p>	<p>Identification of heavy and light objects by showing real objects.</p> <p>Draw and colour a heavy and a light object.</p> 
September	08	Revision			

<p>October</p>	<p>15</p>	<p>Counting numbers from 51 to 65 What comes after? Color the correct number of objects Backward counting from 10 to 0 What comes before? Start-Up Maths – pg. no. 16,17,28,30,32,56,59 My First Activity Book – pg.no. 77 to 87</p>	<p>What comes after? Counting numbers from 51 to 65 Backward counting numbers from 10 to 0 What comes before?</p>	<p>Draw and color a fat and thin objects in a notebook</p>	<p>Make a flash card and write the numbers from 10 to 0 Make a birthday card for your grandma with the help of colourful paper.</p> 
<p>November</p>	<p>12</p>	<p>Counting numbers from 66 to 80 Concept of bigger and smaller numbers Backward counting from 20 to 0 What comes in between? Colour the correct number of objects Start-Up Maths – pg. no. 34,36,60 to 64 and 86 My First Activity Book – page no. 88 to 100</p>	<p>Counting numbers from 66 to 80 Oral drill on bigger and smaller numbers Backward counting from 20 to 0</p>	<p>Draw and color a hot and cold object in the notebook</p>	<p>Sit in a circle and count the forward counting numbers from 1 to 80 and backward counting from 20 to 0 aloud.</p>

December	19	<p>Counting numbers from 81 to 90</p> <p>Missing numbers</p> <p>What comes in between?</p> <p>Start-Up Maths – pg. no. 22 to 25 and 71,80,81</p> <p>My First Activity Book – pg.no. 101 to 109</p>	<p>Counting numbers from 81 to 90</p> <p>Missing numbers by showing numbers</p>	<p>Demonstration by showing bigger and smaller numbers with the help of charts</p>	<p>Identification of cold and hot objects by showing real objects</p> <p>Make a smiley face with the help of coloured paper and paste it in the ice cream sticks.</p> 
January	17	<p>Counting numbers from 91 to 100</p> <p>Missing numbers</p> <p>What comes after?</p> <p>What comes in between?</p> <p>Start-Up Maths – pg. no. 18 to 21 and 26,48,88</p> <p>My First Activity Book – page no.. 110 to 112</p>	<p>Counting numbers from 91 to 100</p> <p>What comes in between by showing numbers</p>	<p>Demonstration by showing them different real objects which are near and far.</p>	<p>Identification of near and far objects</p> 
February	10	Revision			

Class: Nursery
Subject: Music

MONTH	NO. OF WORKING DAYS	TOPICS TO BE COVERED
APRIL	18	Knowledge of music related terms-Practical- Alankar
MAY	08	Knowledge of music related terms-Practical- School Prayer and National Anthem
JUNE	09	Knowledge of music related terms-Practical- English Rhymes with music
JULY	22	Knowledge of music related terms- Practical- kanha Bhajan
AUGUST	19	Knowledge of music related terms-Practical- Patriotic Song
SEPTEMBER	08	Knowledge of music related terms-Music Grade
OCTOBER	15	Knowledge of music related terms Practical- Hindi Rhymes with Music
NOVEMBER	12	Knowledge of music related terms-Practical- Playing Sa Re Ga Ma Pa on Harmonium
DECEMBER	19	Knowledge of music related terms-Practical- Christmas song
JANUARY	17	Knowledge of music related terms- Practical- Ram Bhajan
FEBRUARY	10	Knowledge of music related terms- Music Grade

CLASS: NURSERY
SUBJECT: PHYSICAL EDUCATION

MONTH	NO. OF WORKING DAYS	TOPICS TO BE COVERED
APRIL	18	General commands, PT and activity based games (Identify the colours, passing the ball, musical chair etc)
MAY	08	Yoga practice and general commands , Cycle race.
JUNE	09	Free hand exercises and yoga practice , Ring race.
JULY	22	Musical chair , Passing the parcel , yoga , Balancing the ball.
AUGUST	19	Free hand exercise , basketball , puzzle solving .
SEPTEMBER	08	Flag race , playing with ball , eye exercise.
OCTOBER	15	Practice of dart board , basketball , yoga .
NOVEMBER	12	Different events eg. Running race , cycle race , rabbit race etc. for sports day .
DESEMBER	19	Different events eg . frog race , balloon race (practice for sports day .)
JANUARY	17	Demonstration of simple steps of aerobics and jogging.
FEBRUARY	10	Passing the ring , Aerobics and Jogging.

PRESCRIBED BOOK: CREATIVE MINDS-B,[GANGARAM PRAKASHAN]

SUBJECT: DRAWING

MONTHS	WORKING DAY	TOPIC TO BE COVERED	DRAWING COPY WORK
APRIL	18	Pg.3-Understanding Colours, Pg.4-Making Shapes, Pg.5-Mr.Froggy	ANY FLOWER
MAY	08	Pg.6-Tara the Butterfly, Pg.7-Snail Maze,	ANY ONE FRUIT
JUNE	09	Pg.8-Beautiful Rainbow, Pg.9-Heavy Truck	ANY ONE VEGETABLE
JULY	22	Pg.10-Beehive, Pg.11-Cartoon Bird, Pg.13-Beautiful Scenery	ANY ONE BIRD
AUGUST	19	Pg.15-Tortoise and the Rabbit, Pg.17-Tasty Cupcakes, Pg.19-Weather Report,	UMBRELLA
SEPTEMBER	08	Pg.21-Recognising Differences, Pg.23-Bright and Sunny Beach, Pg.24-Balloons Decoration,	A HOUSE AND TREE
OCTOBER	15	, Pg.26-Bluegill Fish, Pg.27-Keeping Clean,	A BOAT
NOVEMBER	12	Pg.28-Santa Claus, Pg.29-Tiny Frog,	A POT
DECEMBER	19	Pg.30-Little Penguin, Pg.31-Colourful Fish	SNOWMAN WITH X-MAS TREE
JANUARY	17	Pg.32-Teddy Bear, Pg.33-Traffic Light	KITE WITH RAINBOW
FEBRUARY	10	REVISION	REVISION